

imaxx Global Fixed Pay Fund Class A3

As of December 31st, 2018

Fund Essentials

Start date	August 20, 2018
NAVPS	\$9.13
MER	N/A
Distribution Yield	2.42%
Classification	Mutual
Assets (\$mil)	11.55
RRSP Eligible	Yes
Fundserv Code	AFM681 (DSC) AFM781 (ISC) AFM881 (LSC)

As of December 31, 2018

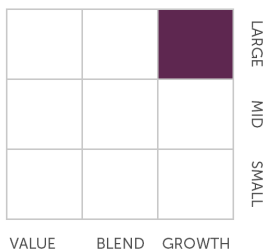
Top Ten Holdings

1. iShares Core MSCI EAFE ETF	23.7%
2. imaxx Canadian Bond Fund Class O	18.2%
3. Canada, Government of	3.8%
4. imaxx Short Term Bond Fund Class O	3.4%
5. Canada, Government of	2.8%
6. Microsoft Corp	2.1%
7. Visa Inc Cl A	2.0%
8. Pfizer Inc	2.0%
9. Amazon.com Inc	1.9%
10. Costco Wholesale Corp	1.7%

Total 61.5%

As of December 31, 2018

Management Style



The imaxx Global Fixed Pay Fund's investment objective is to generate long term capital appreciation and income by investing primarily in a combination of equity and fixed income investments from around the world.

The fund's portfolio is deeply diversified. In addition to holding traditional equity-related and investment grade fixed income securities, the portfolio may include trusts, covered options, convertible debentures, high yield bonds, preferred shares, ETF's and other similar securities in order to enhance returns and/or mitigate risk. The fund's asset mix generally includes 60%-90% equities and 10%-40% fixed income securities, including cash and cash equivalents.


Asset Allocation



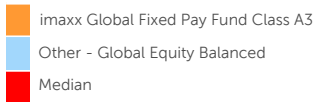
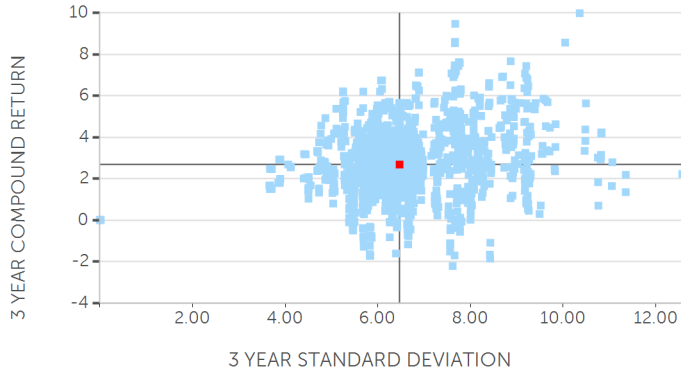
Sector Allocation



Geographic Allocation

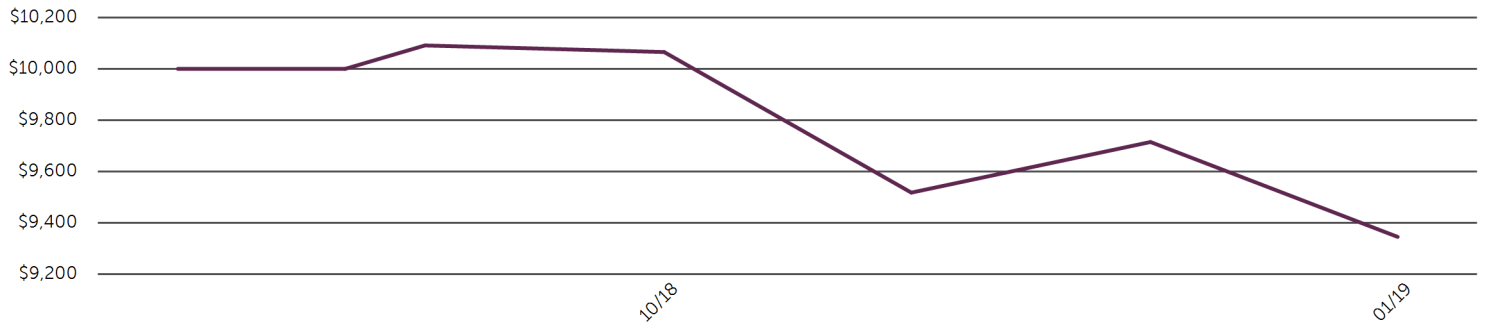


3Yr Compound Return



Risk	1Yr	3Yr	5Yr	10Yr
Beta	-	-	-	-
Alpha	-	-	-	-
Sharpe	-	-	-	-
Treynor	-	-	-	-
R-squared	-	-	-	-

Growth of \$10,000



imaxx Global Fixed Pay Fund Class A3

As of December 31, 2018

Compound Return (%)

	1Mth	3Mth	6Mth	1Yr	3Yr	5Yr	10Yr	15Yr	Inception
Fund	-3.80	-7.15	-	-	-	-	-	-	-6.54
Quartile Rank	-	-	-	-	-	-	-	-	-
Category Avg	-3.78	-7.21	-6.37	-5.50	2.72	4.16	6.95	4.45	5.15

As of December 31, 2018

Calendar Return (%)

	2018	2017	2016	2015	2014	2013	2012	2011	2010	2009
Fund	-	-	-	-	-	-	-	-	-	-
Quartile Rank	-	-	-	-	-	-	-	-	-	-
Category Avg	-5.50	9.31	4.92	4.87	7.89	18.38	9.10	-4.97	8.99	19.38

As of December 31, 2018

Prospectus Risk



As of December 31, 2018

The summary of investment portfolio may change due to ongoing portfolio transactions of the fund. A quarterly update is available.

The fund may invest in other investment funds. The prospectus and other information about any underlying investment fund is available on the internet at www.sedar.com

IMPORTANT NOTE: Foresters Financial Investment Management Company of Canada Inc., the Fund Manager, and Foresters Asset Management Inc., the Portfolio Manager, amalgamated effective January 1, 2018 and continues under the name "Foresters Asset Management Inc.". Thereafter, all references to "Foresters Financial Investment Management Company of Canada Inc." shall be read as references to "Foresters Asset Management Inc."

Commissions, trailing commissions, management fees and expenses all may be associated with mutual fund investments. Please read the prospectus before investing. The indicated rates of return are the historical annual compounded total returns, including changes in share value and reinvestment of all dividends or distributions and do not take into account sales, redemption, distribution or optional charges or income taxes payable by any security holder that would have reduced returns.

Mutual funds are not guaranteed, their values change frequently, and past performance may not be repeated.

The information contained herein is for general informational use only and is compiled from sources believed to be reliable, but no representation or warranty, express or implied, is made as to its accuracy. Foresters Asset Management Inc. and their affiliates cannot guarantee the accuracy or completeness of the information presented and accept no responsibility for any loss arising from any use of or reliance on such information

TMimaxx, imaxxFunds and imaxxwealth are trademarks of Foresters Asset Management Inc.

Top Twenty-Five Holdings

1. iShares Core MSCI EAFE ETF	23.7%
2. imaxx Canadian Bond Fund Class O	18.2%
3. Canada, Government of	3.8%
4. imaxx Short Term Bond Fund Class O	3.4%
5. Canada, Government of	2.8%
6. Microsoft Corp	2.1%
7. Visa Inc Cl A	2.0%
8. Pfizer Inc	2.0%
9. Amazon.com Inc	1.9%
10. Costco Wholesale Corp	1.7%
11. Broadcom Ltd	1.5%
12. Union Pacific Corp	1.5%
13. Merck & Co Inc	1.5%
14. CVS Health Corp	1.3%
15. Walt Disney Co	1.3%
16. Lowe's Cos Inc	1.3%
17. Comcast Corp Cl A	1.2%
18. NextEra Energy Inc	1.1%
19. Apple Inc	1.1%
20. Bank of America Corp	1.1%
21. Adobe Systems Inc	1.1%
22. TJX Companies Inc	1.1%
23. Marathon Petroleum Corp	1.1%
24. PepsiCo Inc	1.1%
25. JPMorgan Chase & Co	1.0%
Total	79.6%

As of December 31, 2018

Financial information provided by © Fundata Canada Inc. All rights reserved.

For further information, please visit: imaxxwealth.com