

imaxx Short Term Bond Fund Class O

As of December 31st, 2018

Fund Essentials

Start date	June 25, 2018
NAVPS	\$10.09
MER	N/A
Distribution Yield	0.29%
Classification	Mutual
Assets (\$mil)	9.82
RRSP Eligible	Yes
Fundserv Code	AFM5000 (NL)

As of December 31, 2018

Top Ten Holdings

1. Canada Government 0.75% 01-Sep-2021	21.0%
2. BMW Canada Auto Trust 2.82% 20-Apr-2023	3.7%
3. Glacier Credit Card Trust 3.30% 20-Sep-2022	3.5%
4. Fortified Trust 1.67% 24-Jul-2028	3.5%
5. Canada Government 2.00% 01-Sep-2023	3.4%
6. MCAP RMBS Issuer Corp 2.75% 15-Dec-2048	3.3%
7. Chip Mortgage Trust 2.98% 15-Nov-2021	3.1%
8. Master Credit Card Trust II 2.36% 21-Jan-2022	3.0%
9. Teranet Holdings LP 4.81% 16-Dec-2020	3.0%
10. Enercare Solutions Inc 4.60% 03-Feb-2020	2.7%
Total	50.2%

As of December 31, 2018

Management Style

			LARGE MID SMALL
DATA NOT AVAILABLE			
VALUE	BLEND	GROWTH	

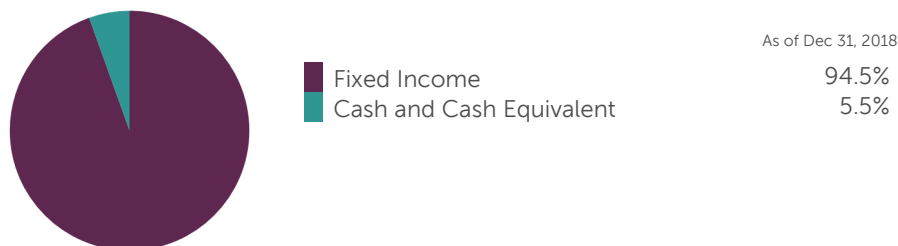
The Fund seeks to preserve capital and liquidity while maximizing income. The Fund is primarily invested in money market and short term fixed income securities issued by governments, supranational agencies and corporations.

The Fund invests principally in short-term fixed income securities, such that the duration of the Fund's portfolio is maintained within a range of plus or minus 1 year of the duration of the FTSE TMX Canada Short Term Bond Index or any index which may replace it.


Asset Allocation



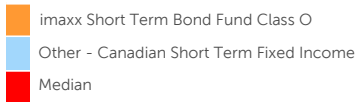
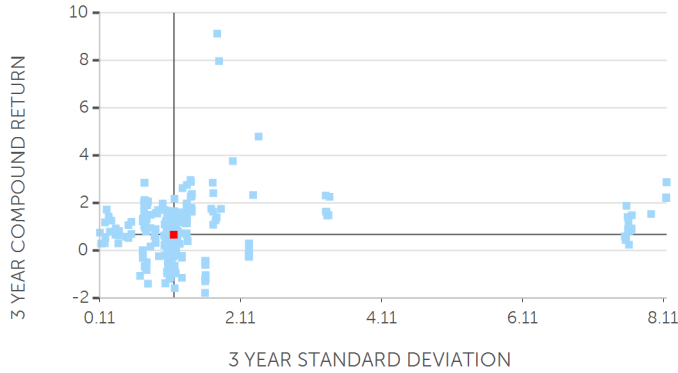
Sector Allocation



Geographic Allocation

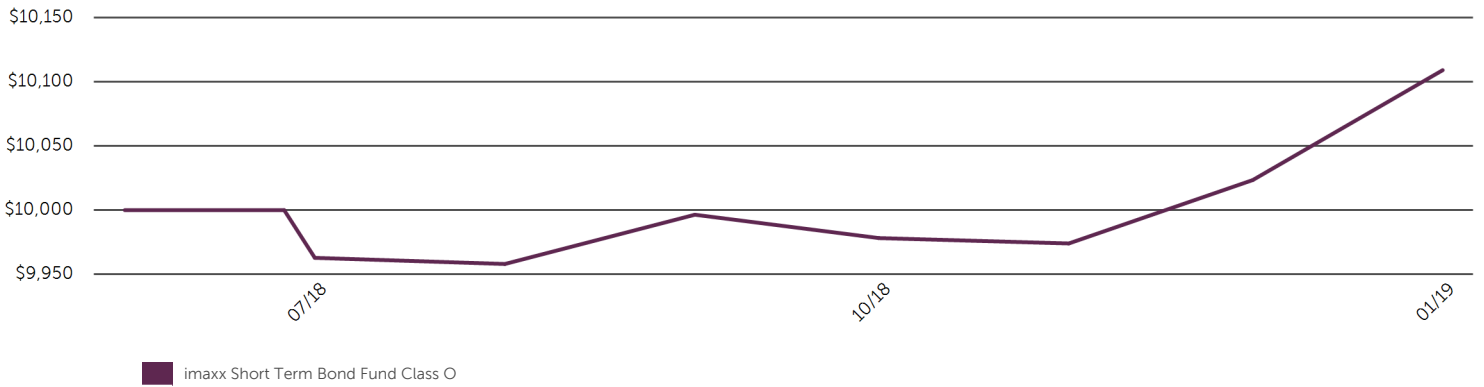


3Yr Compound Return



Risk	1Yr	3Yr	5Yr	10Yr
Beta	-	-	-	-
Alpha	-	-	-	-
Sharpe	-	-	-	-
Treynor	-	-	-	-
R-squared	-	-	-	-

Growth of \$10,000



imaxx Short Term Bond Fund Class O

As of December 31, 2018

Compound Return (%)

	1Mth	3Mth	6Mth	1Yr	3Yr	5Yr	10Yr	15Yr	Inception
Fund	0.85	1.31	1.47	-	-	-	-	-	1.09
Quartile Rank	-	-	-	-	-	-	-	-	-
Category Avg	0.41	0.43	0.51	0.53	0.60	0.82	1.55	2.07	2.64

As of December 31, 2018

Calendar Return (%)

	2018	2017	2016	2015	2014	2013	2012	2011	2010	2009
Fund	-	-	-	-	-	-	-	-	-	-
Quartile Rank	-	-	-	-	-	-	-	-	-	-
Category Avg	0.53	0.42	0.85	0.55	1.73	0.50	1.50	3.24	2.47	3.74

As of December 31, 2018

Prospectus Risk



As of December 31, 2018

The summary of investment portfolio may change due to ongoing portfolio transactions of the fund. A quarterly update is available.

The fund may invest in other investment funds. The prospectus and other information about any underlying investment fund is available on the internet at www.sedar.com

IMPORTANT NOTE: Foresters Financial Investment Management Company of Canada Inc., the Fund Manager, and Foresters Asset Management Inc., the Portfolio Manager, amalgamated effective January 1, 2018 and continues under the name "Foresters Asset Management Inc.". Thereafter, all references to "Foresters Financial Investment Management Company of Canada Inc." shall be read as references to "Foresters Asset Management Inc."

Commissions, trailing commissions, management fees and expenses all may be associated with mutual fund investments. Please read the prospectus before investing. The indicated rates of return are the historical annual compounded total returns, including changes in share value and reinvestment of all dividends or distributions and do not take into account sales, redemption, distribution or optional charges or income taxes payable by any security holder that would have reduced returns. Mutual funds are not guaranteed, their values change frequently, and past performance may not be repeated.

The information contained herein is for general informational use only and is compiled from sources believed to be reliable, but no representation or warranty, express or implied, is made as to its accuracy. Foresters Asset Management Inc. and their affiliates cannot guarantee the accuracy or completeness of the information presented and accept no responsibility for any loss arising from any use of or reliance on such information

TMimaxx, imaxxFunds and imaxxwealth are trademarks of Foresters Asset Management Inc.

Top Twenty-Five Holdings

1. Canada Government 0.75% 01-Sep-2021	21.0%
2. BMW Canada Auto Trust 2.82% 20-Apr-2023	3.7%
3. Glacier Credit Card Trust 3.30% 20-Sep-2022	3.5%
4. Fortified Trust 1.67% 24-Jul-2028	3.5%
5. Canada Government 2.00% 01-Sep-2023	3.4%
6. MCAP RMBS Issuer Corp 2.75% 15-Dec-2048	3.3%
7. Chip Mortgage Trust 2.98% 15-Nov-2021	3.1%
8. Master Credit Card Trust II 2.36% 21-Jan-2022	3.0%
9. Teranet Holdings LP 4.81% 16-Dec-2020	3.0%
10. Enercare Solutions Inc 4.60% 03-Feb-2020	2.7%
11. Capital Power Corp 5.28% 16-Nov-2020	2.7%
12. Bank of Montreal 2.57% 01-Jun-2022	2.4%
13. Reliance LP 3.81% 15-Sep-2020	2.4%
14. Scotiabank Capital Trust 7.80% 30-Jun-2019	2.4%
15. Master Credit Card Trust II 2.95% 21-Sep-2019	2.4%
16. Leisureworld Senior Care LP 3.47% 03-Feb-2021	2.3%
17. Shaw Communications Inc 3.80% 02-Oct-2023	2.3%
18. Canadian Imperial Bank Commrce 3.45% 04-Apr-2023	2.3%
19. Metropolitan Life Globl Fndg I 3.11% 16-Apr-2021	2.1%
20. Canadian Credit Card Trust II 3.84% 24-Nov-2021	2.1%
21. Nissan Canada Fncl Srvc Inc 2.61% 05-Mar-2021	2.0%
22. Royal Bank of Canada 3.30% 26-Sep-2023	1.9%
23. Ivanhoe Cambridge II Inc 2.91% 27-May-2023	1.9%
24. Canada Government 1.00% 01-Sep-2022	1.6%
25. Intact Financial Corp 4.70% 18-Aug-2021	1.6%

Total 82.3%

As of December 31, 2018

Financial information provided by © Fundata Canada Inc. All rights reserved.

For further information, please visit: imaxxwealth.com